

THE FUTURE OF TLC




ChromaDoc 2.0 HPTLC Photo Documentation System (USP, Ph.Eur. recommended)




TLC / HPTLC Image Documentation System - Chroma Doc 2.0 (Touch Screen Display)

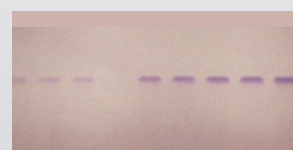
- In-built UV Cabinet
- Touch Screen Display,
- Lamp Source: Imported lamp sources
- Illumination 3 Lamp Sources are Used
- Visible: White lamp 1 No.
- UV 254 nm Short Wave 1 No.
- UV 365nm Long Wave 1 No.
- Colour UV Filter (UV Protection)
- Flicker less Illumination
- Instant Glowing
- Total Dark Room
- High Resolution Digital Camera (20 Mega pixel)



UV 254 nm

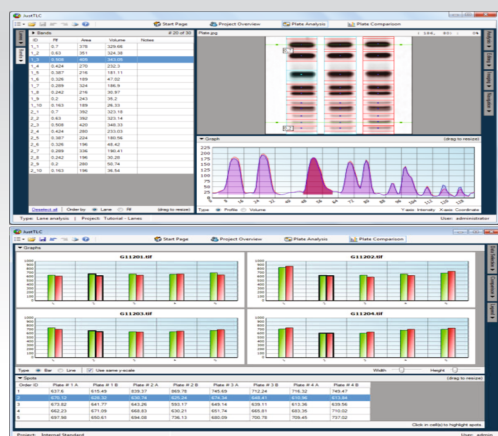


UV 366 nm



Visible

Automatic HPTLC Software



- Perform **Qualitative & Quantitative analysis** on TLC plates in minutes.
- Automatically detect and truly compare chromatograms in three dimensions.
- **Automatic Spot quantification**
- **Automatic Band quantification**
- Compare data from spots and plates.
- Group and average plates for increased statistical reliability.
- Display graphs and store TLC plates in projects.
- Export data into Excel or other third party software for further custom analysis.
- **Plate comparison , Cross comparison, Image Enhancement**
- Print graphs, plates and data sheets.
- Compliance with USP 203
- IQ-OQ, In-built FDA 21 CFR Part 11 & Electronic signature

www.aspirescientific.in

87, Bansod Building, Shilpa Soc. No.4, Opp. Domino's
Manish Nagar T-Point, Manish Nagar, Nagpur - 440 037
M. + 91 97644 40401, 98300 52213, 98480 43854

email : sales@aspirescientific.in, aspire.salesinfo@gmail.com

web : www.aspirescientific.in

Branches All Over India



Analytical Technocrats Since 1992

An ISO 9001:2015 Company

THE FUTURE OF TLC

ASPIRE
SCIENTIFIC

Analytical Technocrats Since 1992

ADVANCED TLC/HPTLC KIT

For Qualitative and Quantitative Analysis
(USP, Ph. Eur. recommended)

Merck TLC Plate (TLC 1.05554)

Merck TLC Plate Aluminium TLC Plate, silica gel coated with fluorescent indicator 60 F254. The silica gel TLC Plates come in quantity of 25 Size 20x20 cm for thin layer chromatography application.

Biostep - Bionis (Made in Germany)

HPTLC Bandwise Sample Applicator - AS30 (Model - I)

- Spray-on technique
- Dual syringe system : 10 µl dosing and 25 µl filling syringe
- Application of dots or Bands
- 2D application
- For any TLC/HPTLC plates up to 200 X 200mm
- Stand-alone or PC-controlled
- Holding up to 10 methods
- Low sample requirement
- software for controlling AS30/BS35 and transferring data to Densitometer CD60

Manual Sample Applicator (Model - II)

Spotting Template/Application Template These templates are available for TLC plates having the formats 100 x 100, 200 x 100, 200 x 200 mm. The numbered triangular cut-outs at 5 mm intervals provide exact guidance for the pipette. This gives 9, 19 or 39 spotting positions, depending on the size of the template. The non-slip underside prevents unintentional displacement on the table.

Micro Capillaries

- Micro capillary 0.5 µl, 1 pack of 100 pieces + 1 holder
- Micro capillary 1 µl, 1 pack of 100 pieces + 1 holder
- Micro capillary 2 µl, 1 pack of 100 pieces + 1 holder
- Micro capillary 5 µl, 1 pack of 100 pieces + 1 holder

Twin trough TLC Chamber with glass lid 10 cm X 10 cm

- Double trough - Low solvent consumption
- Solvent vapour equilibration is reproducible
- Very less solvent is sufficient for development
- Very convenient to use with glass lid

Automatic TLC Sprayer

TLC sprayer provide fine, uniform spray that is optimized for the development of TLC plates. TLC sprayer is compact, well-designed spray canister that Delivers fine mist with CFC-free propellant. It permits control reagent delivery, For even coverage and minimal waste. Spray pressure 4.4 bar, It is Easy to use, Easy to clean, Uniform distribution with low reagents consumption.

TLC / HPTLC Image Documentation System - Chroma Doc 2.0 (Touch Screen Display)

- In-built UV Cabinet
- Touch Screen Display,
- Lamp Source: Imported lamp sources from reputed manufacturer.
- Illumination 3 Lamp Sources are Used
- Visible: White lamp 1 No.
- UV 254 nm Short Wave 1 No.
- UV 365nm Long Wave 1 No.
- Colour UV Filter (UV Protection)
- Flicker less Illumination
- Instant Glowing
- Total Dark Room
- High Resolution Digital Camera (20 Mega pixel)

TLC / HPTLC Software for Qualitative and Quantitative Analysis

- Perform quantitative analysis on TLC plates in minutes.
- Automatic Spot quantification
- Automatic Band quantification
- Automatically detect and truly compare chromatograms in three dimensions.
- Compare data from spots and plates.
- Group and average plates for increased statistical reliability.
- Display graphs and store TLC plates in projects.
- Export data into Excel or other third-party software for further custom analysis.
- Print graphs, plates and data sheets.
- Aids compliance with FDA21 CFR Part 11
- IQ-OQ

