


**HPTLC SCANNING
DENSITOMETER**

CD60
Reference: BS131.800

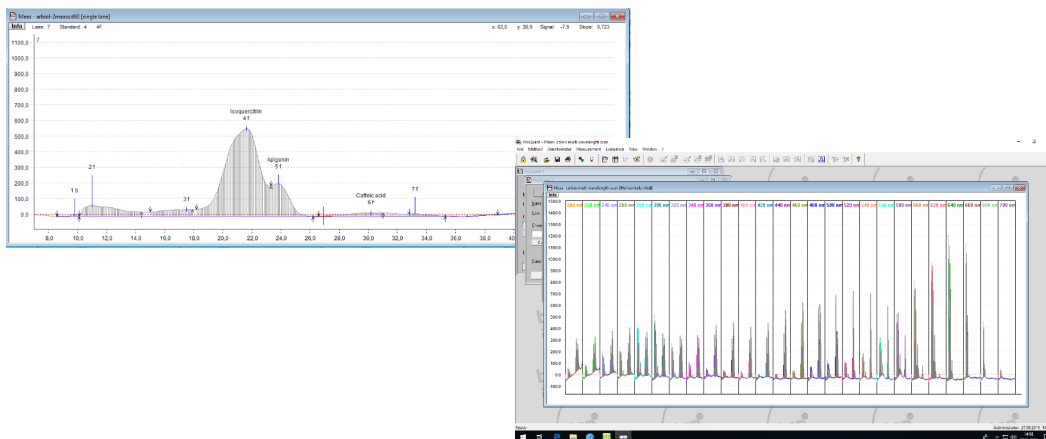
- Absorbance or fluorescence measurement**
- Remission or transmission mode**
- For objects up to 265 x 200 x 4 mm**
- Automatic starting and switching of filters and lamps**
- Rapid data collection and evaluation**
- Recording spectra from 190 - 900 nm**
- Automatic background noise correction**
- Software-controlled by ProQuant**
- Ease of operation**
- Reproducible and reliable results**



For quantitative determination of samples, the HPTLC-Densitometer CD60 converts the spots/bands of the single substances into a chromatogram curve. It measures the absorbance or fluorescence of separated compounds in transmission or reflection mode. The HPTLC-Densitometer CD60 is controlled by ProQuant software which also enables quantitative evaluation of the generated data.

The HPTLC-Densitometer CD60 works within a spectral range of 190 - 900 nm. This is provided by three light sources: a deuterium lamp (190 to 340 nm), a halogen lamp (340 to 900 nm) as well as a mercury lamp. Once the wavelength is selected, the densitometer will automatically start to scan the entire plate. It measures the absorbance or fluorescence reflected or transmitted by each sample.

This will be stored in the software in the form of peak tables. These tables consist of R_f values and area of each spot. Therefore, you can carry forward the quantitative evaluation of the generated densitometric data by ProQuant software



CD60

HPTLC SCANNING DENSITOMETER

MEASUREMENT AND EVALUATION

Method Types

Method for chromatogram
Method for multi-wavelength scan
Method for spectrum

Results


Peak lists
Results for sample and standard
Automatic integration with manual correction facility
Linear, polynomial or Michaelis-Menten function

Recording Modes

Remission and transmission
Absorbance or fluorescence
Linear and Meander scan
Two-wavelength measurement
Multi-wavelength measurement

TECHNICAL SPECIFICATIONS

Object size Up to 265 x 200 x 4 mm
Spectral range 190 - 900 nm
Filters 370, 420, 450, 550, orange, UV
Max. scan length 5 to 195 mm
Max. scan width 5 to 260 mm
Slit width 0.4 to 10 mm
Slit height 0.02 to 2 mm
Dimensions (W x H x D) 730 x 550 x 300 mm
Weight 30 kg



REFERENCES FOR ORDER

Reference	Description
BS131.800	HPTLC-Densitometer CD60, 230 V, incl. interface box, software ProQuant
BS131.801	HPTLC-Densitometer CD60, 110 V, incl. interface box, software ProQuant
BS131.816	Software Provalid, program for automatic validation
BS131.830	Software Spectra Calc, program for compilation of spectra libraries
BS131.825	IQ/OQ documents for HPTLC-Densitometer CD60

Technical changes reserved. Bionis is not responsible for any misprints, errors which may result in any losses, claims or costs

BIONIS

6 rue de la Prevote
78550 HOUDAN - France
Tel: +33 1 75 25 62 05
E-mail: contact@bionis.fr